

WELCOME TO ANSBACH

A QUICK GUIDE FOR ALL INTERNATIONAL STUDENTS





Top
Hochschule
in Deutschland

Award 2026

★★★★★
StudyCheck

WELCOME TO ANSBACH!

SERVUS IN ANSBACH!

Dear Students,

we are glad you chose to study with us.

Studying in a new country means learning far beyond the classroom.

Starting your studies in a new country brings exciting opportunities, but also many questions. This guide is here to help you find your way through everyday life. It offers guidance and practical information to support you along the way.

And whenever something feels unclear or challenging you are not alone. The Welcome Center is here to support you. Get in contact via e-Mail: welcome@hs-ansbach.de

We understand, that beginning your studies abroad is a big step – and a brave one.

May you make the best of your time in Ansbach,

Greetings,

Mona Jantjes & Bianca Frank

WHAT DOCUMENTS DO I NORMALLY NEED?	11
CHECK ALL REQUIREMENTS	12
HOW TO GET A VISA	12
MAKE AN APPOINTMENT AT THE GERMAN EMBASSY	13
SUBMIT THE DIGITAL APPLICATION	13
APPLY FOR A RESIDENCE PERMIT IN GERMANY	14
VISA DO'S AND DON'TS	15
HOW TO RENT APARTMENTS AND ROOMS IN GERMANY	18
IMPORTANT RULES	18
ACCOMMODATION DO'S AND DON'TS	19
WHERE TO LOOK FOR APARTMENTS	20
HOW TO APPLY	21
SAMPLE TEXT 1	22
SAMPLE TEXT 2	23
SAMPLE TEXT 2	23
DIE DEUTSCH BAHN – HOW TO GET AROUND WITH GERMAN TRAINS	25
HEALTH INSURANCE IN GERMANY	26
BANKS IN GERMANY	27
EMPLOYMENT	28
WHERE TO FIND A JOB	29
EMERGENCIES	30
RECYCLING	31
SHOPPING	33
CAMPUS MAPS	37
THE CAMPUS CARD	39
THE MENSA	40
THE LIBRARY	41
IMPORTANT NUMBERS AND PEOPLE	42
PSYCHOLOGICAL COUNSELLING FOR STUDENTS	42
ECUMENICAL UNIVERSITY PASTORAL CARE	42
WELCOME CENTER	42



WELCOME TO ANSBACH



START SMART. BELONG FAST. GROW FULLY.



The Welcome Center at the University of Ansbach is your perfect partner if you have just arrived in Germany and need a bit of help to find your way in Germany, Ansbach and the university.

We support you with all non-academic issues regarding your stay.

Please visit us if you have questions surrounding the following topics:

- Visa and residence permit
- Finding a perfect accommodation
- Bureaucratical formalities after arrival
- International Degree Programmes
- Health insurance
- Support for family members
- Leaving Ansbach

IN ANSBACH WE OFFER THE FOLLOWING INTERNATIONAL DEGREE PROGRAMMES WITH COURSES TAUGHT IN ENGLISH:

BACHELOR

[Applied Sustainable Engineering \(ASE\)](#)

[Applied Life Science Technologies \(AST\)](#)

MASTER

[Applied Biotechnology \(ABI\)](#)

[International Product and Service Management \(IPM\)](#)

[Science Communication \(SCO\)](#)

[Smart Energy Systems \(SES\)](#)

[Sustainable Building Systems \(SBS\)](#)

CHECKLIST: BEFORE YOUR STAY

Before you pack your bags and move to Ansbach, there are several things you need to think about. If you need help with any topic, feel free to contact the Welcome Center.

✓ VISA REQUIREMENTS

Depending on your citizenship, you might need a study visa in order to study in Germany. Since the visa process takes a long time, we advise you to start the process as soon as possible. If you have any questions, feel free to contact the German embassy in your country.

✓ HEALTH INSURANCE

In Germany you are required to have health insurance. It needs to be active the day that you start your studies. Please check possible insurance covers before you arrive in Germany.

✓ FINDING ACCOMMODATION

Finding an appropriate accommodation can be difficult, especially if you have never rented an apartment in Germany before. Although we can help you find appropriate accommodation, we would still advise you to start looking before you head to Germany.

✓ DRIVING LICENCE

If you want to be able to drive in Germany, you need a German licence, an international licence or an English translation of your driving licence. You need to get it translated within the first six months in Germany. Most of the times no additional tests are needed. Please inform yourself before driving in Germany for the first time.

✓ IMPORTANT DOCUMENTS

It is recommended that you bring a certified translated version of all your documents when traveling to Germany. In addition, security copies for yourself are often advised.

ARRIVAL IN ANSBACH: If you plan on arriving in Ansbach via plane you can either go the airport Nuremberg (1 hour) or the airport Munich (2,5 h). Please note: Public transportation is normally reliable but is always subject to changes.

CHECKLIST: WHEN YOU ARRIVE

As soon as you arrive in Ansbach, there are several things you need to do as soon as possible. To make it as easy as possible, we have comprised the following list.

✓ REGISTER AT THE CITY OF ANSBACH

You need to register at the Bürgerbüro within two weeks after arriving. Failure to do so may lead to very high fines (several thousand Euros). In order to register you need a "Wohnungsgeberbestätigung" from your landlord. Simply ask her/ him when you sign your contract.

✓ OPEN A BANK ACCOUNT

Open a bank account as soon as possible since you need it for your rent, work contracts, insurance, etc. To open a bank account, you need to be registered at the city first.

✓ HEALTH INSURANCE

Since health insurance is mandatory, you need to take care of it the latest the moment you arrive in Germany. If you have already settled everything, it is now time to give them a call and tell them that you arrived well.

✓ APPLY FOR A RESIDENCE PERMIT

Depending on your citizenship, you might need a residence permit. Simply contact the Amt für Ordnung, Straßenverkehr und Bürgerservice - Ausländer- und Staatsangehörigkeitsrecht for an appointment.

CHECKLIST: BEFORE YOU LEAVE

Before you leave Ansbach, there are still a few things you need to do. The Welcome Center hoped you had a wonderful stay, and we would be happy to see you again!

THREE MONTHS BEFORE YOU LEAVE

- ✓ Cancel your contracts
- ✓ Cancel your rental agreement at least three months before you leave
- ✓ Don't forget to cancel your electricity, water, GEZ and internet
- ✓ Ask your landlord if any renovation repairs are needed
- ✓ Demand a Wohnungsübergabeprotokoll from your landlord

SHORTLY BEFORE YOU LEAVE

- ✓ Deregister from Ansbach
- ✓ Go to the Bürgerbüro with your ID card
- ✓ Inform your insurance about you leaving
- ✓ Close your bank account
- ✓ Contact your landlord and book an appointment for your last inspection

THE DAY OF DEPARTURE

- ✓ Take a picture of all readings of electricity, water, gas and send it to your landlord
- ✓ Check the apartment for markings and damage
- ✓ Give back your keys to your landlord



VISA AND VISA REGULATIONS



Immigration can be a quite complex topic in Germany. Especially with all the different regulations it can become quite confusing. In order to help you find your perfect visa, we have collected the most important rules.

➤ **WHAT IS A VISA?**

A visa is a permit that allows people to enter a country legally. Since there are many different visa requirements it is important that you always research your specific situation.

➤ **WHO NEEDS A VISA?**

There are different visas depending on your country of origin, the duration of your stay or the purpose of your stay. Not everybody needs a visa.

THE FOLLOWING COUNTRIES DO NOT NEED A VISA:

- EU member states
- Iceland
- Lichtenstein
- Norway
- Switzerland



You can enter without a visa.

Simply register with the Einwohnermeldeamt when you've found accommodation

THE FOLLOWING COUNTRIES CAN ENTER WITHOUT A VISA AND NEED ONE AFTER THREE MONTHS:

- Australia
- Canada
- Great Britain
- Israel
- Japan
- New Zealand
- South Korea
- United States
- Andorra
- Brazil
- El Salvador
- Honduras
- Monaco
- San Marino



You can enter without a visa.

But: after three months you need to apply for a residence permit at the Ausländerbüro

IF YOU HAVE ANY QUESTIONS, PLEASE VISIT THE FOLLOWING SITES:

- <https://www.make-it-in-germany.com/de/>
- <https://www.auswaertiges-amt.de/en/visa-service>

WHAT DOCUMENTS DO I NORMALLY NEED?

NOTE: THIS LIST IS NOT FINAL, PLEASE CONTACT YOUR EMBASSY BEFOREHAND!

- ✓ Valid passport

- ✓ Proof of health insurance in Germany (possible exemptions: students from the EU) → check the German embassies for more information about private and public insurance since there are many options

- ✓ Proof of sufficient funds → at least 992 Euro/ a month or 1091/ a month if you are still looking for a place to study (11.904 Euro /a year)

- ✓ Records of previous study

- ✓ Possibly: letter of acceptance from your future university

- ✓ Possibly: a curriculum vitae

- ✓ Possibly: a letter of motivation

- ✓ Possibly: Proof of German or English proficiency

- ✓ Visa processing fee: between 80€ and 140€ (sometimes: processing fees don't need to be paid if you won a scholarship)

HOW TO GET A VISA



CHECK ALL REQUIREMENTS

- ✓ Check admissions to study in Germany at your future university (e.g. mandatory Studienkolleg for some countries)
- ✓ Check your school leaving degree
- ✓ Secure financial means
- ✓ Get proof of language skills (if needed)

To find out if you need a Studienkolleg visit:
<https://www.daad.de/en/studying-in-germany/requirements/admission-database/>



SUBMIT THE DIGITAL APPLICATION

- ✓ Check out the Consular Service Portal and apply for your visa online

- ✓ Prepare the required documents:
 - Passport

 - university entrance qualification

 - confirmation of university admission
OR confirmation of attendance at a preparatory course

 - proof of financial means

 - proof of language skills (if needed)

MAKE AN APPOINTMENT AT THE GERMAN EMBASSY

- ✓ Bring all original documents

- ✓ Pay the visa fees: about 75€ in your local currency

- ✓ Get an entry visa

- ✓ Enter Germany



APPLY FOR A RESIDENCE PERMIT IN GERMANY

- ✓ Register your new home address in Ansbach at the Resident's Registration Office
- ✓ Ask your landlord for a Wohnungsgeberbestätigung as soon as you move in or sign your contract
- ✓ Book an appointment at the local office
([Terminvereinbarung](#) and go to "Anmeldung aus dem Ausland ")
- ✓ bring your passport and your Wohnungsgeberbestätigung
- ✓ Book an appointment at the competent foreigner's authority in Ansbach
- ✓ Contact the foreigner's authority in Ansbach and ask them what documents you need.
- ✓ Apply for a residence permit for studying



Opening hours:

Mo: 08:00 – 13:00

14:00 – 16:00

Tu: 08:00 – 13:00

We: 08:00 – 13:00

Th: 08:00 - 12:00

14:00 – 18:00

Fr: 08:00 – 13:00



Contact:

ausamt@landratsamt-ansbach.de

Amt für Ordnung, Straßenverkehr und Bürgerservice -
Ausländer- und Staatsangehörigkeitsrecht

Nürnberger Straße 61

91522 Ansbach

Telefon: 0981 51-5970

Fax: 0981 51-288

VISA DO'S AND DON'TS

ALWAYS TALK TO YOUR WELCOME CENTER AND/OR THE FOREIGNER `S AUTHORITY BEFORE...

- **You change your subject** → only allowed under certain circumstances
- **You take a semester off** → must be approved by the university and reported to the Ausländerbehörde
- **You decide to prolong your studies**
- **You change your name**
- **You get married or divorced**
- **You travel abroad for a longer time**
- **You change your university**
- **You move from one city to another**
- **8 weeks before you complete your degree**

**CONTACT THE WELCOME CENTER AFTER YOU HAVE RECEIVED
YOUR VISA BUT BEFORE YOU BOOKED YOUR FLIGHT!**

- **Always check when your permits ends →you need to renew it yourself, it is not renewed automatically**
- **Apply at least 6 – 8 weeks before expiry**
- **Pay attention: There should be no gaps between your permits**

IF YOUR PERMIT EXPIRES BEFORE THE RENEWAL → YOU LOSE YOUR RIGHT TO STAY!

AFTER COMPLETING YOUR DEGREE:

you can stay in Germany if you apply for a **residence permit for jobseekers**. The permit allows you to stay for up to 18 months to find skilled employment → if you have found a qualified job, you can change your permit to a **residence permit for skilled workers** or an **EU Blue Card**

BE AWARE: YOUR RESIDENCE PERMIT IS TIED TO VERY SPECIFIC CONDITIONS

→ IF YOU CHANGE THEM, YOU MIGHT LOSE YOUR RESIDENCE PERMIT!



ACCOMMODATION



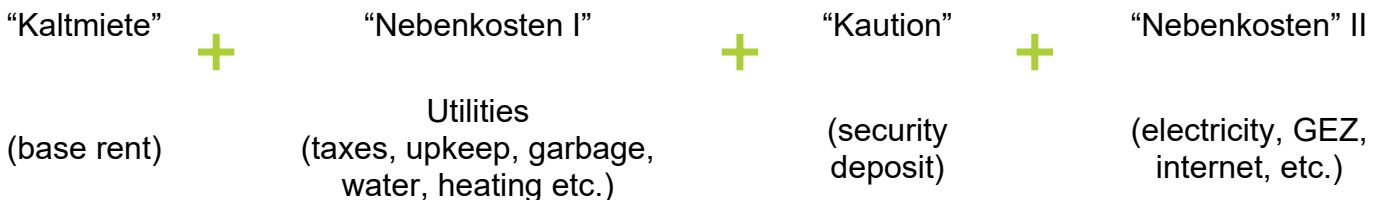
HOW TO RENT APARTMENTS AND ROOMS IN GERMANY

It can be quite difficult to find an affordable apartment in Ansbach. We therefore advise you to start looking about three months before your arrival.

IMPORTANT RULES

➤ CALCULATE IF YOU CAN ACTUALLY AFFORD THE APARTMENT

In Germany there are many things that need to be paid separately, and it is very rarely that you find an apartment where you have a single fixed prize. You always need to pay for...



Based on your usage !

You need to book and pay the electricity, GEZ and internet separately and by yourself!

Electricity: e.g. [Die Stadtwerke Ansbach - kundennah und verlasslich](#)

GEZ: the GEZ is a mandatory service broadcasting fee that everybody must pay in Germany. It is calculated independent of the inhabitants, so every apartment must pay 18.36 €

NEVER SIGN A CONTRACT WITHOUT READING (AND TRANSLATING) EVERYTHING – IT IS NEARLY IMPOSSIBLE TO FIGHT A CONTRACT IF YOU HAVE SIGNED IT!

➤ CHECK IF THE CONTRACT LOOKS NORMAL

- Contracts in Germany normally don't include a minimum of rent time or "Nachvermietungskosten" – ask before you sign
- Rent in Germany is paid via bank transfers – credit cards and cash are not normal!

→ ALWAYS VISIT THE APARTMENT BEFORE SIGNING A CONTRACT

→ NEVER GIVE OUT YOUR CREDIT CARD INFORMATION

→ NEVER GIVE OUT PRIVATE INFORMATION THAT IS NOT NEEDED

→ DON`T TRUST OFFERS THAT ARE TOO GOOD TO BE TRUE (CHECK MEDIAN PRICES)

ACCOMMODATION DO'S AND DON'TS

- **Don't lie**
→ if you lie on the application or during the first visit your contract can be terminated and you can be sued
- **Always demand a "Übergabeprotokoll" before you move in and after you move out so all damages can be assessed**
→ without a "Übergabeprotokoll" you can be made liable for all damages
- **Always read the "Hausordnung" and follow the rules**
→ if you don't, your contract can be terminated
- **Register at the City you now live in the latest two weeks after you move in**
ask your landlord for a "Wohnungsgeberbestätigung" (it is mandatory) → Make an appointment at the local Bürgerbüro → go to the Bürgerbüro with your ID and Wohnungsgeberbestätigung
→ if you don't, you can be fined up to 2000 Euro

WHERE TO LOOK FOR APARTMENTS

THERE ARE MANY WEBSITES THAT YOU CAN CHECK OUT FOR ROOMS AND APARTMENTS. THE MOST COMMON EXAMPLES ARE:

- [Wg-gesucht.de](https://www.wg-gesucht.de)

- [Kleinanzeigen.de](https://www.kleinanzeigen.de)

- [Immowelt.de](https://www.immowelt.de)

- [Immobilienscout24.de](https://www.immobilienscout24.de)

- <https://www.hs-ansbach.de/infos/wohnen/wohnungsangebote>

- [Wohnen – Campus Feuchtwangen](#)



Apartments in Germany are normally unfurnished and often come without a kitchen or a washing machine unit.

THERE ARE ALSO SEVERAL STUDENT DORMS IN THE AREA THAT YOU CAN APPLY FOR. PLEASE NOTE: YOU NEED TO APPLY FOR THE ROOMS AND THERE IS A SHORTAGE.

- Check out: <https://www.werkswelt.de/index.php?id=wohnservice-nuernberg>

- and: <https://www.werkswelt.de/index.php?id=formulare>

- Apply under: <https://tl1.eu/SWER/#admission>

- and: <https://www.augustiner-wohnheim.de/bewerbung-um-ein-zimmer/Wohnheim>

HOW TO APPLY

- write in German (you can also use Google translate)
- mention that you are still learning German, so that others understand why you make language mistakes
- write a consecutive, polite text which includes all necessary details (your job, are you a smoker, do you play any instruments, do you have debt, do you have pets, etc....)

IN ADDITION TO THE TEXT, YOU NORMALLY NEED THE FOLLOWING DOCUMENTS:

- Mieterselbstauskunft / tenant self-disclosure
- Proof of your wages/financial security
- A SCHUFA-Auskunft (if you have already been living in Germany)
- Proof that you don't have any debt related to renting (if you have already been living in Germany)

SAMPLE TEXT 1

Please note: This text is very formal and can be used mostly when applying for apartments.

Please change all details accordingly!

Datum

Bewerbung für die (1/2/3)-Zimmer-Wohnung in [Adresse der Wohnung]

Sehr geehrter [Name des Vermieters/der Vermieterin],

mit großem Interesse habe ich Ihre Anzeige für die (1/2/3)-Zimmer-Wohnung in der [Adresse der Wohnung] gelesen und möchte mich hiermit als zukünftige Mieter/in bewerben. Mein Name ist [...], ich bin [...] Jahre alt und arbeite /studiere als [...] in [...]. Aufgrund meiner Tätigkeit und der damit verbundenen Arbeits-/Studienzeiten lege ich großen Wert auf eine ruhige und gepflegte Wohnumgebung.

Ich bin Nicht/Raucherin und habe (keine/1/2) Haustiere. In meiner jetzigen Wohnung habe ich stets auf Ordnung und Sauberkeit geachtet, was ich selbstverständlich auch in Ihrer Wohnung fortführen werde.

Ich würde mich sehr freuen, die Wohnung besichtigen zu können. Selbstverständlich stehe ich Ihnen für weitere Informationen oder Rückfragen jederzeit zur Verfügung.

Mit freundlichen Grüßen

[Vorname, Nachname]

SAMPLE TEXT 2

Please note: This text is very informal and can be used mostly when applying for shared flats with other students.

Please change all details accordingly!

Hallo [Vorname einfügen],

ich habe deine Anzeige für das Zimmer in [Stadt] gesehen, ist das zufällig noch zu haben? Mein Name ist [Name], ich bin [Jahre] Jahre alt und weil ich meinen Bachelor/Master in Ansbach machen werde/ mache, bin ich auf der Suche nach einem WG-Zimmer ab sofort/ab [Monat] Ich bin Nicht-/Raucher und habe keine/zwei/drei Tiere. Außerdem mag ich es - genau wie ihr – sauber / gemütlich / vegetarisch/ vegan / sportlich / etc.

Ich habe [...] Jahre in einer WG gelebt und dort viele gute Erfahrungen gesammelt / wollte schon immer in einer WG leben. Meine Freizeit verbringe ich am liebsten mit [Hobbies] Für Besichtigungen habe ich immer [Tag] Zeit!

Wenn ihr der Meinung seid, dass ich zu euch passe, meldet euch bei mir! Ich freu mich!

Handy: [Handynummer]

Viele Grüße [Name]



EVERYDAY LIFE IN ANSBACH



DIE DEUTSCH BAHN – HOW TO GET AROUND WITH GERMAN TRAINS

The German train system is a perfect way to get around the area and Bavaria. It is also perfect for commuting to Ansbach from Nürnberg and the surrounding areas. There are different trains in Germany, dependent on the distance and speed. The most common ones you will encounter in your day-to-day life are S-Bahnen (city railway), Regionalbahnen (regional trains) and ICEs (intercity trains).

Most German trains are included in the Deutschland-Ticket. A ticket that allows you to take as many trains as often as you want – as long as it is not a special train or ICE. It costs 58 € a month, but it is cheaper if you use your university discount.

FOR MORE INFORMATION GO TO:

- [Ermäßigungsticket für Studierende | Hochschule Ansbach](#))
- [Ermäßigungsticket for students - VGN](#)
- [DB Fahrplan, Auskunft, Tickets, informieren und buchen - Deutsche Bahn](#)

➤ ALWAYS PAY ATTENTION TO THE CLASS: THE D-TICKET ONLY ALLOWS YOU TO SIT IN THE SECOND CLASS

➤ ALWAYS HAVE YOUR ID CARD READY WHEN TRAVELING WITH THE D-TICKET

➤ ALWAYS CHECK YOUR SCHEDULE BEFORE YOUR TRIP

HEALTH INSURANCE IN GERMANY

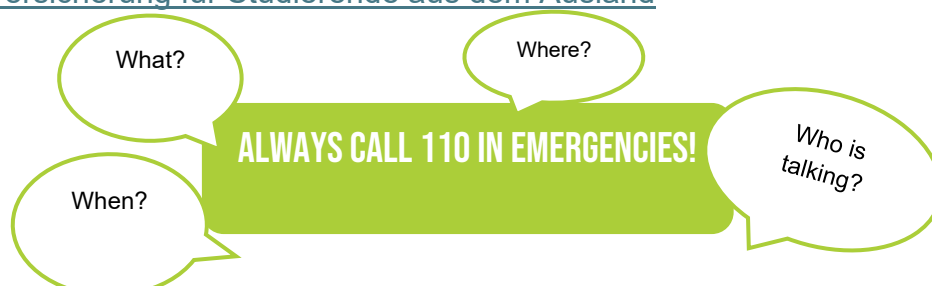
Health insurance is mandatory in Germany and a prerequisite for obtaining a visa. It is also mandatory if you want to receive a residence permit. There are many different health insurance providers in Germany, that focus on students and international students alike. You can also choose between a private and a public health insurance. Private health insurance is calculated based on your preexisting sicknesses, your diet, your health, etc. whereas public health insurance is always a fixed amount.

PLEASE BE AWARE, THAT IT IS NEARLY IMPOSSIBLE TO SWITCH FROM A PRIVATE INSURANCE TO A PUBLIC ONE, SO DO YOUR RESEARCH BEFORE YOU DECIDE.

If your country has a social insurance agreement with Germany, you do not need a special health insurance in Germany, and you can keep yours. This only applies to students from the EU, Norway, Iceland and Lichtenstein.

THERE ARE MANY DIFFERENT INSURANCE AGENCIES IN GERMANY. A FEW OF THE MOST COMMON ONES ARE:

- [Health insurance for students | BARMER](#)
- [Become a member. Information and application. | TK](#)
- [AOK BY](#)
- [Die Krankenversicherung für Studenten | SBK](#)
- [Krankenversicherung für Studierende aus dem Ausland](#)



BANKS IN GERMANY

There are many different banks in Germany. Most of them offer a current account for everyday businesses like shopping, rent and wages. Most Germans use the Geldautomaten, the automatic teller machines and online banking for their day-to-day life. Please be aware that most banks charge an annual fee and might charge a fee simply for withdrawing money.

WHAT DO YOU NEED?

It is not difficult to get a bank account in Germany, all you need is:

- your passport
- your Wohnungsgeberbestätigung
- your enrolment certificate
- your visa or residence permit



Blocked accounts:

To get a student visa and residence permit, you might need a blocked account with a certain amount of money.

There are online service providers and regional banks who offer blocked accounts.

There are many different banks in Ansbach. Be sure to research the perfect bank for you.

- Postbank
- Sparda
- Targobank
- Hypovereinsbank
- Sparkasse
- Commerzbank

EMPLOYMENT

Life can be expensive, and it is always nice to have a bit of extra money.

However, there are strict rules when it comes to working in Germany as a student.

EU, ICELAND, LICHTENSTEIN, NORWAY AND SWITZERLAND

- students from these countries are allowed to work the same way as German students
- BUT: if they work for more than 20 hours a week they must pay insurance contributions.

EVERYONE ELSE

- International students are allowed to 140 full days or 280 half days
- Self-employment and freelancing are only possible if the Agentur für Arbeit agrees to it
- International students who want to work more hours need permission from the Agentur für Arbeit and the Ausländerbehörde

EVERY STUDENT

Students can earn up to 556 € per month without having to pay taxes

BUT: If you work more than 20 hours, you will have to pay health, unemployment and nursing care insurance contributions.

BE AWARE: YOUR RESIDENCY PERMIT IS DIRECTLY TIED TO A JOB!


YOU NEED TO FIND A SUITABLE JOB AS SOON AS POSSIBLE OR YOU WILL LOSE YOUR RIGHT TO STAY!

For more information: [DSW: Job regulations for international students in Germany](#)

WHERE TO FIND A JOB

There are many ways to find a job in Ansbach. You can read the newspaper, look at the university bulletin board at the cafeteria and use online platforms.

- [ansbach - Jobsuche der BA](#)
- [Career | Hochschule Ansbach](#)
- [FLZ - Fränkische Landeszeitung GmbH - Jobportal - Jobportal der Fränkischen Landeszeitung GmbH - 91522 Ansbach / Mittelfranken](#)



bulletin board in the cafeteria

EMERGENCIES

In case of emergencies always call the number 110. You will be transferred to the police or the fire department.

ALWAYS SAY THE FOLLOWING THINGS:

- Who is calling?
- What happened?
- Where?
- When?



MEDICAL EMERGENCIES

- If you ever get sick in Germany, you can simply go to your Hausarzt. This general physician will refer you to specialists if you need it.
- Common exceptions are gynaecologists and dentists – you can simply make an appointment yourself.
- On weekends visit Bereitschaftspraxen (after-hour clinics).

PLEASE NOTE: HOSPITALS ARE ONLY FOR LIFE-THREATENING ILLNESSES AND INJURIES! IF YOU ARE UNSURE IF YOU NEED TO GO TO THE HOSPITAL, YOU CAN CALL 116 117 BEFOREHAND.

[116117.DE - ENGLISH - ENGLISCH](https://www.116117.de)

RECYCLING

In Germany we take recycling very seriously. Our garbage is not wasted but recycled according to its components. You are expected to follow our footsteps and recycle your heart out.

THE YELLOW BAG / YELLOW BIN IS ONLY FOR:

USED AND COMPLETELY EMPTY PACKAGING WHICH IS NOT MADE OF PAPER, CARDBOARD, CARTON OR GLASS. PLEASE SEPARATE DIFFERENT PACKAGING COMPONENTS. THE ITEMS DO NOT NEED TO BE RINSED.

FOR EXAMPLE:

- 
- ALUMINIUM, TIN AND PLASTIC LID
 - PHARMACEUTICAL BLISTER PACKS
 - BUTTER WRAPPER
 - BUTTERMILK AND YOGHURT POTS
 - CARRIER BAGS AND FRUIT AND VEGETABLE BAGS
 - FILL MATERIAL FROM SHIPPING PACKAGES MADE OF PLASTIC SUCH AS BUBBLE WRAP OR FOAMED MATERIAL
 - FOOD CANS
 - PLASTIC FOOD CONTAINER AND FOIL
 - READY MEAL TRAYS
 - MUESLI BAR WRAPPERS
 - PASTA BAGS
 - CLEANING AGENT BOTTLES
 - SQUEEZABLE POUCHES OR REFILL BAGS, SUCH AS FOR WASHIN POWDER, LIQUID SOAP OR FRUIT PURÉE
 - MUSTARD TUBES
 - SHAMPOO BOTTLES
 - AEROSOL CANS
 - PET FOOD TINS AND OTHER PET FOOD CONTAINERS
 - ETC.



The yellow bags can be picked up at Hospitalstraße 26, Ansbach.

They cost ~4 €.

THE YELLOW BAG / YELLOW BIN IS NOT FOR:

PACKAGING MADE OF PAPER, CARDBOARD, CARTON OR GLASS, AND ALL WASTE THAT IS NOT PACKAGING.

FOR EXAMPLE:

- 
- 
- OLD CLOTHES
 - BATTERIES
 - TINWARE
 - CDS AND FLOPPY DISKS
 - INK CARTRIDGES
 - LEFTOVER FOOD
 - FOLDING BOXES
 - LIGHTERS
 - ROLLS OF FILM, DVDS AND VIDEO CASSETTES
 - ELECTRICAL APPLIANCES
 - LIGHT BULBS AND ENERGY-SAVING BULBS
 - RUBBER
 - SANITARY PRODUCTS
 - CAT LITTER
 - CERAMIC PRODUCTS
 - CHILDREN`S TOYS
 - PENS
 - PACKAGING NOT COMPLETELY EMPTIED
 - PAPER AND CARDBOARD
 - PLASTER, BANDAGING MATERIALS
 - RESIDUAL AND ORGANIC WASTE
 - TIGHTS
 - POLYSTYRENE FROM INSULATION PANELS
 - WALLPAPER
 - NAPPIES
 - TOOTHBRUSHES
 - CIGARETTE BUTTS
 - ETC.

THE GLASS CONTAINERS ARE FOR:

COMPLETELY EMPTY GLASS PACKAGING ONLY. THE GLASS MUST BE SORTED BY COLOUR (WHITE, BROWN AND GREEN) AND DISPOSED OF IN THE DESIGNATED CONTAINERS. ALL OTHER COLOURS, SUCH AS BLUE GLASS, ARE DISPOSED OF WITH THE GREEN GLASS. LIDS DO NOT HAVE TO BE TAKEN OFF.

FOR EXAMPLE:

- ALL GLASS BOTTLES FOR WHICH NO RETURNABLE DEPOSIT IS PAID, SUCH AS BOTTLED FOR WINE, SPARKLING WINE, SPIRITS, VINEGAR, OIL, MILK, FRUIT AND VEGETABLE JUICES AND FRUIT DRINKS.
- SMALL GLASS BOTTLES SUCH AS PERFUME BOTTLES
- JAM, GHERKIN AND MUSTARD JARS
- OTHER PACKAGING GLASS FOR FRUIT, SAUCES, SOUPS, VEGETABLES, ETC.



THE GLASS CONTAINERS ARE NOT FOR:

FOR EXAMPLE:

- OVEN DISHES
- CAR LAMPS
- CAR WINDOWS
- BATTERIES
- FLOWERPOTS
- VASES
- LIGHT BULBS



- HEAT-RESISTANT GLASS
- INSULATING GLASS
- COFFEE POTS
- OVEN DOORS GLASS
- CERAMICS
- MICROWAVE DISHES
- CHINA TABLEWARE
- MIRROR GLASS



- SYRINGES
- STONEWARE BOTTLES
- PLATES, CUPS.
- DRINKING GLASSES, ETC.

THE PAPER BIN IS FOR:

ALL PACKAGING OF PAPER, CARDBOARD OR CARTON WITHOUT FOOD RESIDUE. PACKAGING SHOULD BE CUT INTO SMALL PIECES OR FOLDED.

FOR EXAMPLE:

PACKAGING MADE OF PAPER, CARDBOARD OR CARTON:

- PAPER BAGS FOR BAKED GOODS, MEAT AND FRUIT
- EGG BOXES
- FOLDING BOXES OF ANY SHAPE
- FILING MATERIAL FROM SHIPPING PACKAGES MADE OF PAPER, CARDBOARD OR CARTON
- FLOUR AND SUGAR BAGS
- PASTA BOXES
- PAPER CARRIER BAGS
- CARDBOARD WRAPPING OF YOGHURT POTS, ETC.
- PIZZA BOXES
- CHOCOLATE BOXES



NON-PACKAGING MADE OF PAPER, CARDBOARD OR CARTON:

- LETTERS
- ENVELOPES
- BOOKS
- WRAPPING PAPER
- CATALOGUE
- POSTCARDS
- ADVERTISE BROCHURE
- NEWSPAPERS, ETC.



THE PAPER BIN IS NOT FOR:

WASTE AND PACKAGING NOT MADE OF PAPER, CARDBOARD OR CARTON

FOR EXAMPLE:

- BATTERIES
- ORGANIC WASTE
- BUTTER WRAPPERS
- TINS AND CANS
- PHOTOS
- GLASS
- WOODEN BOXES
- SALES RECEIPT AND BANK STATEMENTS
- PLASTIC
- KITCHEN ROLL AND PAPER TISSUE



- BUBBLE PADDING
- METALS
- MILK OR BEVERAGE CARTONS
- SOILED OR FULL PACKAGES
- SOUP AND SAUCE BAGS
- SPECIALTY PAPER SUCH AS BAKING PAPER, THERMAL PAPER, PHOTO PAPER
- WALLPAPER
- WINE AND CHAMPAGNE CORKS
- ETC.

SHOPPING

There are a few specialties when it comes to shopping in Germany.

- **SINGLE USE PLASTIC BAGS ARE FORBIDDEN**

➡ always bring a separate bag

- **SHOP AT DISCOUNTERS LIKE ALDI, LIDL, NORMA, ETC. FOR CHEAPER PRICES**

➡ use normal grocery stores for specialties

- **GO BARGAIN HUNTING AND USE GENERIC PRODUCTS (MOSTLY ON FLOOR LEVEL)**

Cheaper products



[File:Graz_supermarkt_hamsterkauf_billia.jpg - Wikimedia Commons](#)

- **DON`T THROW AWAY YOUR PFAND**

Most bottles in Germany are part of a deposit system. You get money back if you return them.

Simply look for the following symbol:



[File:Getränkedosen mit Pfand.png - Wikimedia Commons](#)

And throw them in the Reverse Vending Machine to get 0.25€ from soft plastic bottles and 0.08€ from hard plastic bottles and glass bottles.



[File:Dornbirn_Bottles_and_cans_reverse_vending_machine-Terra Systems-111430.jpg - Wikimedia Commons](#)

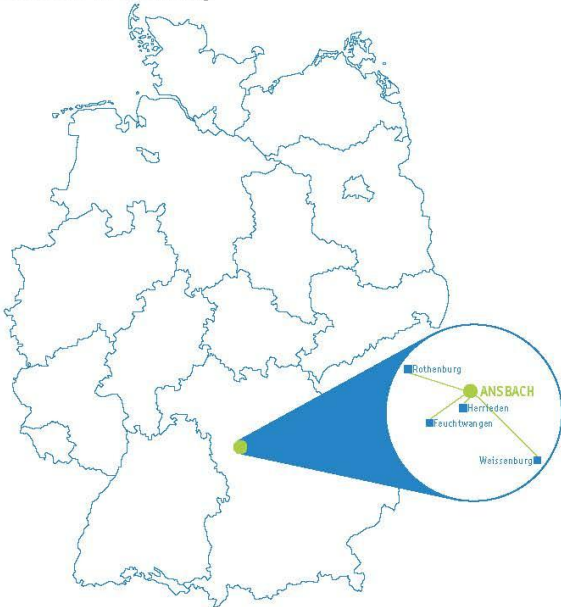
- **FOLLOW THE HIDDEN SUPERMARKET RULES**

- ✓ No loud talking
- ✓ Follow traffic rules: slow walkers walk on the right side of the aisle
- ✓ Place unwanted items where you found them
- ✓ Place your items on the conveyor belt according to their weight: the heaviest ones at the beginning, the lightest ones at the end
- ✓ Bag your items yourself
- ✓ Be polite with the cashier but stay away from unnecessary private conversations
- ✓ Let people go in front of you if they only have a few items

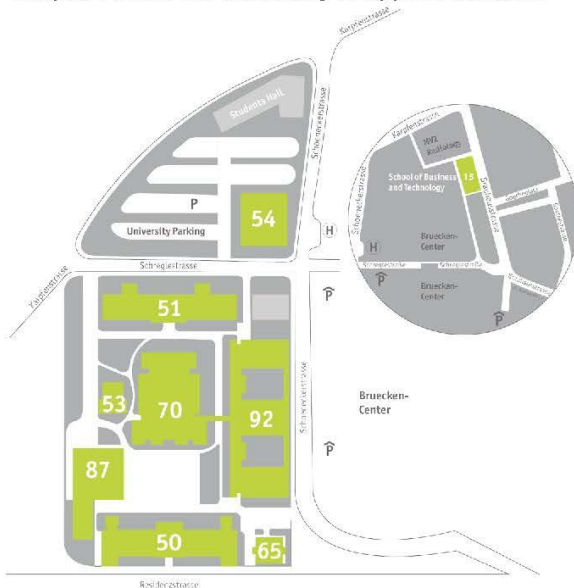
EVERYDAY LIFE AT THE UNIVERSITY OF ANSBACH

CAMPUS MAPS

Location in Germany



Campus of Ansbach University of Applied Sciences



HOW YOU CAN FIND US



Address

University of Applied Sciences Ansbach
Residenzstrasse 8
91522 Ansbach
Germany

t: +49 981 4877-0
f: +49 981 4877-188
w: www.hs-ansbach.de
m: info@hs-ansbach.de

Arrival

by plane
Airport Nuremberg,
continue by train or car

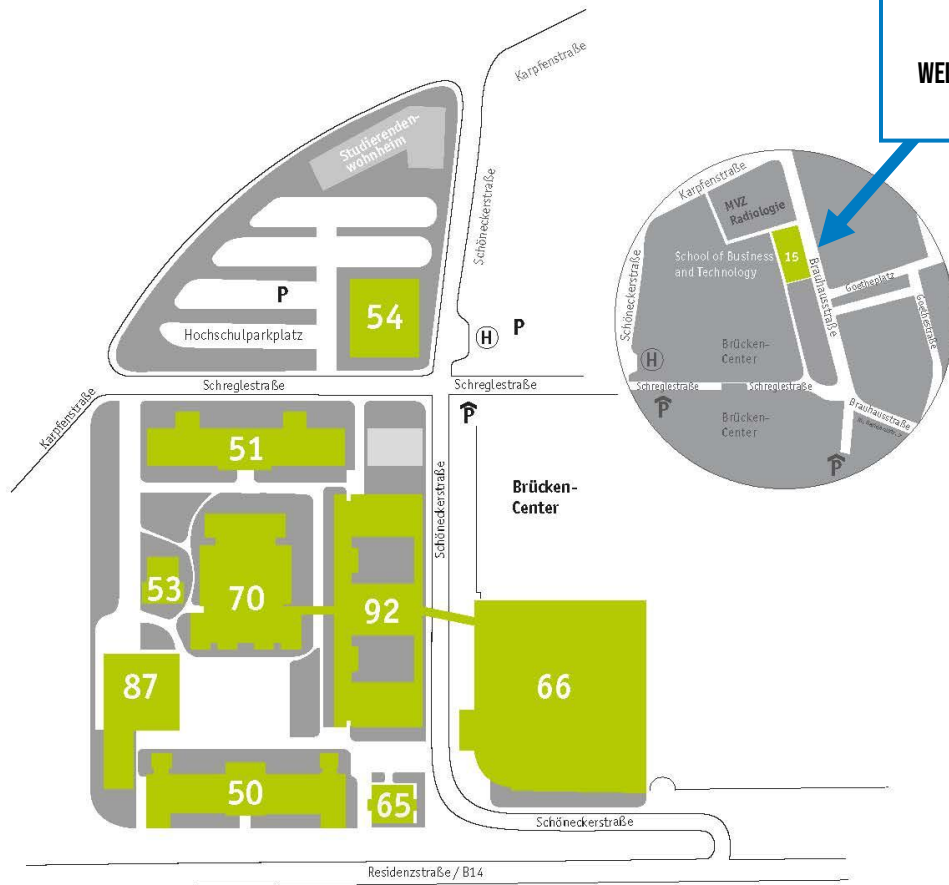
by train
station „Hauptbahnhof Ansbach“,
continue by bus, car or afoot

by bus
Citybus 752, exit „Fachhochschule“
or Citybus 756, exit „Brücken-Center“,
continue afoot

by car
Parkhaus Bruecken-Center, Schoeneckerstrasse,
continue afoot
or
Rezat-Parkplatz, parallel to Residenzstrasse,
continue afoot
or
University Parking
(only authorised by campus card)

CAMPUSPLAN

INTERNATIONAL
OFFICE
WELCOME CENTER



THE CAMPUS CARD

The Campus Card is the best way to study, eat and relax at the campus. It has many different functions and can be printed at the service portal.

It allows you to

- Enter certain rooms or buildings
- Enter the student parking spot
- Enter the library even after opening hours
- Use the library machine to lend and return library books
- Print and Copy
- Pay in the cafeteria (of course only after topping it up)



ALWAYS PAY ATTENTION TO YOUR CARD!

DON`T STORE IT IN WARM OR HOT PLACES!

DON`T BEND IT!

YOU NEED TO VALIDATE IT AT THE BEGINNING OF EVERY SEMESTER IN BUILDING 50.1 AT THE IT-SERVICE.

If you have lost it or damaged it, please contact: [Beantragung Ersatz-CampusCard – ITSP](#)

THE MENSA

The cafeteria in Ansbach offers a wide variety of healthy, tasty dishes. They vary from vegetarian, to vegan, to gluten free and organic.

You can create your own menu by choosing fresh salads, warm dishes and delicious sweets. Simply pay with your CampusCard by placing the items at the register, everything else is done automatically.



IF YOU ARE STUDYING WITH YOUR CHILD, YOU CAN GET A FREE CHILD'S PLATE EVERY DAY.

SIMPLY REGISTER YOUR KINDERTELLER CARD AT THE STUDIERENDENWERK ERLANGEN.

YOUR KID MAY NOT BE OVER 10 YEARS OLD AND MAY ONLY RECEIVE A KINDERTELLER IF YOU HAVE THE SAME MEAL.



Check out: [Mensa Ansbach » Studierendenwerk Erlangen-Nürnberg](#) to find out what you can eat today

THE LIBRARY

The library in Ansbach is central in the campus, close to the Mensa. You can see all titles online without even stepping foot in it. To access them simply go to [TouchPoint](#) and look for your titles. You can pick up the books or study in peace during all opening hours. All you need is your CampusCard and your password (Don't worry! It's your birthday without the century. For example, if my birthday is the 01st of April 1989, my password is 010489). You can also borrow several items in the university such as cables, measuring devices and footballs. (you can borrow them via [TouchPoint](#))


- **PLEASE BE AWARE: YOU ARE NOT ALLOWED TO EAT OR DRINK IN THE LIBRARY!**
- **YOU CAN STORE ALL YOUR BELONGINGS IN THE LOCKERS IN FRONT OF THE LIBRARY!**

OPENING HOURS

Staffed hours: Mo, Fr: 08:00 - 13:00

Tu,Th: 09:30 - 16:00

Unstaffed hours: 08:00 – 24:00



IMPORTANT NUMBERS AND PEOPLE

PSYCHOLOGICAL COUNSELLING FOR STUDENTS

If you have any personal or psychological problems, you can contact Ms Fues for an appointment. Her office hours are Mondays from 08:00 to 13:00 and Fridays from 08:00 to 16:30.

For an appointment text kristin.fues@werkswelt.de or call 0981 – 48 77 147 during her office hours every Friday from 12:00 to 12:30.

The counselling is private and free of charge.

ECUMENICAL UNIVERSITY PASTORAL CARE

If you are looking for guidance or a religious chat, you can visit the Ecumenical university pastoral care. Pastor Hermann Springler, a Protestant, and his colleague Norbert Jung, a Catholic, are offering talks that are student-centred, committed to peace and based on dialogue. Their open hours are Tuesday from 12:00 to 13:00 in the “Raum der Begegnung” (51.1)



WELCOME CENTER

The Welcome Center is the perfect address if you have any questions surrounding your arrival and stay in Germany. In addition, you can ask us anything about studying in Ansbach. Simply write us an email at welcome@hs-ansbach.de or visit us at the Brauhausstraße 15.

ALL INFORMATION IS CURRENT AS OF MAY 2026.

ALL INFORMATION IS SUBJECT TO CHANGE WITHOUT PRIOR NOTICE.